


Reading Aloud!

Oral Reading Skills



The background of the slide is a colorful illustration of a school building with several windows, some of which are red. The building is set against a blue sky with white clouds. In the foreground, there is a green lawn with some small bushes. A large, rounded yellow rectangle is overlaid on the center of the image, containing the text.

Aim

- To know how to read aloud confidently .


How Do I Read Aloud Well?

Am I using a clear voice?

Try it...

She did a beautiful painting.

Did you read this clearly?



How Do I Read Aloud Well?

Am I being heard by my audience?

Try it...

The lions roared!

Did your audience hear you?



How Do I Read Aloud Well?

Am I using feeling and expression?

Try it...

I *really* want to go outside!

Did you read this in an excited voice? Did you emphasise the word **really** by making it sound a little louder and more powerful than the other words?

Try it...

“Are we nearly there yet?” he moaned.

Did you read this question in a moany voice?



How Do I Read Aloud Well?

Am I moving or gesturing?

Try it...

He's jumping around everywhere.

Did you gesture out to the room to mean **everywhere**?



How Do I Read Aloud Well?

Am I reading at the right speed?

Try it...


He tiptoed quietly down the stairs... then ever so slowly opened the door...

Did you read this slowly, pausing at the ellipsis?

Try it...

She rushed into the room, popped the balloon and then ran out!

Did you read this quickly?



How Do I Read Aloud Well?

Am I reading with the correct tone in my voice?

Try it...

“I said be quiet!” she snapped.

Did you read the speech in a snappy voice?

Try it...

“This is lovely,” purred the cat.

Did you read this in a happy (maybe purry) voice?




How Do I Read Aloud Well?

Am I following the rhythm?

Try it...

Hi ho, hi ho, it's off to work we go.



How Do I Read Aloud Well?

Am I using different voices for different characters?

Try it...

The big bad wolf followed the little pig to the house made of sticks. “Little pig, little pig, let me in,” he snarled.

“Not by the hair on my chinny, chin, chin, I will not let you in!” cried the second little pig.

“Then I’ll huff and I’ll puff and I’ll blow your house down!” growled the big bad wolf.



Did you use a growly voice for the big bad wolf and a squeaky voice for the little pig?


How Do I Read Aloud Well?

Am I speaking confidently?

Try it...

Welcome to our class assembly.

Did you sound proud?



Top Tips

Practise, practise, practise!

Practising a favourite story or page over and over to become more familiar with it builds up your confidence.



Top Tips

Read aloud on your own.

Try it on your own first when you can be as silly or loud as you like!

Read aloud to an audience.

Start with your family or a good friend.



Top Tips

Copy cat!

Copy a friend or someone in your family, mimic the way they talk with expression.



Top Tips

Have fun!

Try some of our fun reading activities to help practise reading in different voices...




Fun Reading Aloud Activities



Game on!
Shoot, swing, catch and throw
as you read each word.

There's a mouse in the house!
Read in a tiny squeaky
mouse voice.



Fun Reading Aloud Activities



Crescendo!

Start each line with a whisper, getting louder until you reach the end of the line.

Talk like an animal!

Read (and act) like you imagine your favourite animal would.




Fun Reading Aloud Activities



Monsters!
Read in your silliest monster
voice.

Robots!
Read like the computerised voice
of a robot.



Fun Reading Aloud Activities



Arrrr !

Read like a pirate and say 'Arrrr !' at the end of every sentence or phrase.

Farmer Giles!

Read in a Somerset accent.



Fun Reading Aloud Activities




Star jumps!
Do a star jump for each word.

A night at the Opera!
Read like an opera singer.



Fun Reading Aloud Activities



Baby face!
Read like a little baby.

Royalty!
Read like a king or queen.



